

E-712 Digital Piezo Controller Modular System for up to 6 Axes with Highest Precision



E-712 digital controller for nanopositioning systems with up to 6 axes

- **Digital Controller of the Newest Generation: 600 MHz Tact Rate; up to 50 kHz Servo Update Rate; Highly Stable 20-bit D/A Converter**
- **Real-Time Operating System for Excellent Trajectory Control**
- **Modular Design for Greatest Flexibility in Meeting Custom Requirements**
- **Auto-Loading of Calibration Data from Stage ID-Chip for Interchangeability of Controller and Mechanics**
- **Versatile Interfaces: Ethernet, USB, RS-232**
- **Optional High-Bandwidth Analog Inputs and Outputs**
- **Extensive Software Support**

The E-712 digital piezo controller is ideal when it comes to meeting the most demanding accuracy and dynamic-performance requirements of multi-axis nanopositioning systems. The high-performance, real-time operating system makes possible coordinated servo-control of multiple axes (also in parallel-kinematics systems) and thus ensures excellent trajectory control even during complex motion. The modular design allows flexible confection of systems supporting the number of axes and channels required for the application. Flexibility in meeting customers' needs is also behind the interface design: The optional analog inputs and outputs support processing external sensor or control signals as well as driving external amplifiers.

Digital Linearization and Control Algorithms for Highest Accuracy

Linearization algorithms based on higher-order polynomials improve the positioning accuracy to 0.01% of the travel range. The high-speed processor with a sensor sampling rate of 50 kHz, assures settling times in the millisecond range and below. The controller is perfectly suited for high-dynamic operation, thanks to its high-resolution DA-converters and high-performance voltage amplifiers.

More than just a Controller—Trajectory Control and Data Recording

During fast periodic motion, as typical for scanning applications, the tracking accuracy can be further improved with

Dynamic Digital Linearization (DDL, E-710.SCN). This optionally available control algorithm reduces the tracking error by a factor of up to 1000.

This control algorithm enables the spatial and temporal tracking during a dynamic scan. The integrated wave generator can save and output periodic motion profiles. In addition to sine and triangle waves, arbitrary, user-defined profiles can be created. The flexibly configurable data recorder enables simultaneous recording and read-out of the corresponding data.

Flexible Analog Inputs

Four analog inputs allow different configurations. As Control In, the applied voltage is correlated to one of the motion axis e.g. to give a target value. Configured as the input line for an external sensor signal the inputs may be used for auto-focusing instead of an integrated sensor.

Simple System Integration

All parameters can be checked and reset via software. System setup and configuration is done with the included Nano-

Ordering Information

E-712.3CD
Modular Digital Multi-Channel Piezo Controller, 3 Channels, Capacitive Sensors

E-712.3CDA
Modular Digital Multi-Channel Piezo Controller, 3 Channels, Capacitive Sensors, Analog INs and OUTs

E-712.6CD
Modular Digital Multi-Channel Piezo Controller, 6 Channels, Capacitive Sensors

E-712.6CDA
Modular Digital Multi-Channel Piezo Controller, 6 Channels, Capacitive Sensors, Analog INs and OUTs

Ask about custom designs!

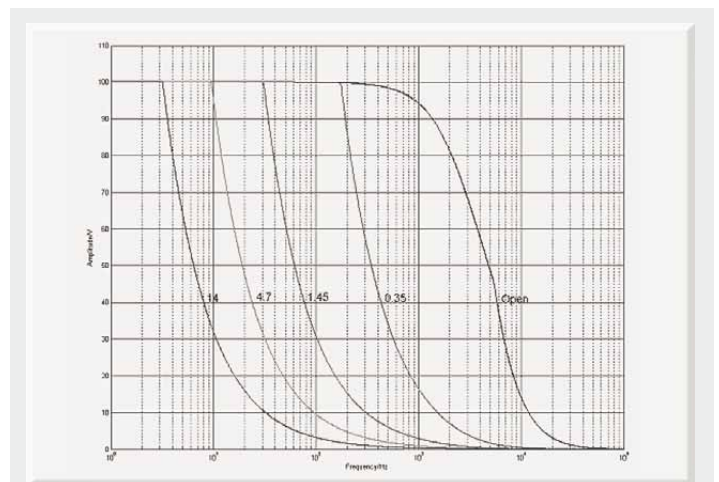
Options and Accessories

E-710.SCN
DDL (Dynamic Digital Linearization) Firmware Upgrade

E-711.i1B
Analog Cable for Analog I/O, BNC Connector, 1.5 m

E-711.i1O
Analog Cable for Analog I/O, Solderable End, 1.5 m

Capture™ and PIMikroMove™ user-interface software. Interfacing to custom software is facilitated with included LabVIEW drivers and DLLs.



E-712 operating limits with various PZT loads, capacitance is measured in μF

System programming is the same with all PI controllers, so controlling a system with a variety of different controllers is possible without difficulty.

Technical Data

Model	E-712.3CD/E-712.3CDA	E-712.6CD/E-712.6CDA
Function	Modular digital controller for multi-axis piezo nanopositioning systems with capacitive sensors	Modular digital controller for multi-axis piezo nanopositioning systems with capacitive sensors
Axes	3	6
Processor	PC-based, 600 MHz, real-time operating system	PC-based, 600 MHz, real-time operating system
Sampling rate, servo-control	50 kHz	20 kHz
Sampling rate, sensor	50 kHz	20 kHz
Sensor		
Servo characteristics	P-I, two notch filters	P-I, two notch filters
Sensor type	Capacitive	Capacitive
Sensor channels	3	6
Sensor bandwidth (-3 dB)	5.6 kHz	5.6 kHz
Sensor resolution	16-bit	16-bit
Ext. synchronization	Yes	Yes
Amplifier		
Output voltage	-30 to +135 V	-30 to +135 V
Amplifier channels	4	8
Peak output power per channel	6 W	6 W
Average output power per channel	3.5 W	3.5 W
Peak current	140 mA	140 mA
Average current per channel	60 mA	60 mA
Current limitation	Short-circuit-proof	Short-circuit-proof
Resolution DAC	20-bit	20-bit
Interfaces and operation		
Communication interfaces	Ethernet, USB, RS-232	Ethernet, USB, RS-232
Piezo / sensor connector	Sub-D special	Sub-D special
Analog in/out	E-712.3CD: none E-712.3CDA: 4 x in, 4 x out (LEMO), ±10 V	E-712.6CD: none E-712.6CDA: 4 x in, 4 x out (LEMO), ±10 V
Digital in/out	MDR20; 2 x IN, 8 x OUT; TTL	MDR20; 2 x IN, 8 x OUT; TTL
Command set	PI General Command Set (GCS)	PI General Command Set (GCS)
User software	NanoCapture™, PIMikroMove®	NanoCapture™, PIMikroMove®
Software drivers	LabVIEW drivers, DLLs	LabVIEW drivers, DLLs
Supported functionality	Wave gen, trigger I/O	Wave gen, trigger I/O
Display	LEDs for OnTarget, Err, Power	LEDs for OnTarget, Err, Power
Linearization	4 th order polynomials, DDL option (Dynamic Digital Linearization)	4 th order polynomials, DDL option (Dynamic Digital Linearization)
Miscellaneous		
Operating temperature range	5 to 50 °C	5 to 50 °C
Overtemp protection	Max. 75 °C, deactivation of the piezo voltage output	Max. 75 °C, deactivation of the piezo voltage output
Mass	5.35 kg/5.53 kg	5.78 kg/5.96 kg
Dimensions	9,5" chassis, 236 x 132 x 296 mm + handles (47 mm length)	9,5" chassis, 236 x 132 x 296 mm + handles (47 mm length)
Power consumption	100 W max.	100 W max.
Operating voltage	90 to 240 VAC, 50-60 Hz	90 to 240 VAC, 50-60 Hz

Linear Actuators & Motors

Nanopositioning / Piezoelectrics

Piezo Flexure Stages /
High-Speed Scanning Systems

Linear

Vertical & Tip/Tilt

2- and 3-Axis

6-Axis

Fast Steering Mirrors /
Active Optics

Piezo Drivers / Servo Controllers

Single-Channel

Multi-Channel

Modular

Accessories

Piezoelectrics in Positioning


Nanometrology

Micropositioning

Index

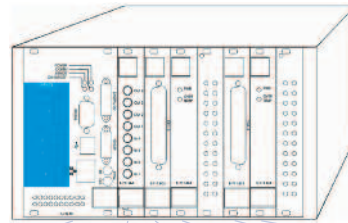
E-712 Digital Nanopositioning Controller

Modular Platform for Precision Piezo Systems and NEXLINE® Drives



E-712 digital controller for nanopositioning systems with up to 6 axes

- **Digital Controller of the Newest Generation: 600 MHz Tact Rate; up to 50 kHz Servo Update Rate; Highly Stable 20-bit D/A Converter**
- **Real-Time Operating System for Excellent Trajectory Control**
- **Modular Design for Greatest Flexibility in Meeting Custom Requirements**
- **Auto-Loading of Calibration Data from Stage ID-Chip for Interchangeability of Controller and Mechanics**
- **Versatile Interfaces: Ethernet, USB, RS-232**
- **Optional High-Bandwidth Analog Inputs and Outputs**
- **Extensive Software Support**



	Preconfigured system	Digital controller unit	Case unit	Interface modul	Sensor modul	Amplifier modul	Sensor modul	Amplifier modul
Nanopositioning systems with voltage requirement of up to +120 V with 3 axes and capacitive sensors	E-712.3CD	E-712.M1*	E-712.R1*	-	E-711.SC3H*	E-711.AL4P*	-	-
Nanopositioning systems with voltage requirement of up to +120 V with up to 6 axes and capacitive sensors	E-712.6CD	E-712.M1*	E-712.R1*	-	E-711.SC3H*	E-711.AL4P*	E-711.SC3H*	E-711.AL4P*
Nanopositioning systems with voltage requirement of up to +120 V with three (six) axes and capacitive sensors; 4 analog inputs and outputs for direct issuing of commands and sensor/position evaluation	E-712.3CD (E-712.6CD)	E-712.M1*	E-712.R1*	E-711.IA4	E-711.SC3H*	E-711.AL4P*	(E-711.SC3H)*	(E-711.AL4P)*
Nanopositioning systems with voltage requirement of up to +120 V with 3 (six) axes and capacitive sensors; Parallel I/O interface for fast, digital commands PIO	E-712.3CD (E-712.6CD)	E-712.M1*	E-712.R1*	E-711.IP	E-711.SC3H*	E-711.AL4P*	(E-711.SC3H)*	(E-711.AL4P)*
Nanopositioning systems with voltage requirement of up to +120 V with 3 (six) axes and capacitive sensors and long distance between positioner and controller.		E-712.M1	E-712.R1	E-711.IA4 or E-711.IP optional	E-711.OCT	E-711.AL4P	(E-711.OCT)	(E-711.AL4P)
Nanopositioning systems with voltage requirement ± 250 V (PICOCUBE®) with up to 3 axes and capacitive sensors	E-712.3CM	E-712.M1*	E-712.R4*	E-711.IA4 or E-711.IP optional	E-711.SC3H*	E-711.AM4*	-	-
Nanopositioning systems with voltage requirement of up to +120 V with three (six) axes and incremental sensors		E-712.M1	E-712.R1	E-711.IA4 or E-711.IP optional	E-711.SA3 (E-711.SA6)	E-711.AL4P	-	(E-711.AL4P)
NEXLINE® positioning system with single-axis, incremental sensors and analog interfaces or PIO (optional)		E-712.N1**	E-712.R4	E-711.IA4 or E-711.IP optional	E-711.SA3	E-711.AM4	-	-
NEXLINE® positioning system with 3 axes (combined stepping drive), incremental sensors and analog interfaces or PIO (optional)		E-712.N1**	E-712.R4	E-711.IA4 or E-711.IP optional	E-711.SA3	E-711.AM4	-	-
NEXLINE® positioning system with 3 axes (combined stepping drive), capacitive sensors and analog interfaces or PIO (optional)		E-712.N1**	E-712.R4	E-711.IA4 or E-711.IP optional	E-711.SC3	E-711.AM4	-	-

* The modul is already included.

** The single- or 3-channel NEXLINE® operation is adjustable via software commands.

E-712 Digital Nanopositioning Controller

Modular System for up to 6 Axes with Highest Precision



Example for the modular use of an E-712 for the vertical and tilt system with three mixed, hybrid drives. They consist of NEXLINE® linear actuators with additional PICMA® actuators for an increased fine adjustment range.

The E-712 digital piezo controller is ideal when it comes to meeting the most demanding accuracy and dynamic-performance requirements of multi-axis nanopositioning systems. The high-performance, real-time operating system makes possible coordinated servo-control of multiple axes (also in parallel-kinematics systems) and thus ensures excellent trajectory control even during complex motion. The modular design allows flexible configuration of systems supporting the number of axes and channels required for the application. Flexibility in meeting customers' needs is also behind the interface design: The optional analog inputs and outputs support processing external sensor or control signals as well as driving external amplifiers.

Digital Linearization and Control Algorithms for Highest Accuracy

Linearization algorithms based on higher-order polynomials improve the positioning accuracy to better than 0.01% for capacitive sensors, typically

10 times better than achievable with conventional controllers.

More than just a Controller—Trajectory Control and Data Recording

During fast periodic motion, as typical for scanning applications, the tracking accuracy can be further improved with Dynamic Digital Linearization (DDL, E-710.SCN). This optionally available control algorithm reduces the tracking error by a factor of up to 1000 and enables the spatial and temporal tracking during a dynamic scan. The integrated wave generator can output periodic motion profiles. In addition to sine and triangle waves, arbitrary, user-defined motion profiles can be created and stored. The flexibly configurable data recorder enables simultaneous recording and read-out of the corresponding data.

Flexible Analog Inputs and Real-time PIO

Each of the four optionally available analog inputs can be configured in two ways. When used as a control input, the applied voltage is linked to one of

the axes, for target value settings, for example. When configured as an external sensor input, additional sensor signals e.g. for auto-focusing, can be read in. Alternatively, the system can be equipped with a fast 32-bit PIO (Parallel I/O) for placing commands. The PIO supports a restricted command set required for the motion with 100,000 read and write commands per second.

Simple System Integration

All parameters can be checked and reset via software. System setup and configuration is done with the included NanoCapture™ and PIMikroMove™ user-interface software. Interfacing to custom software is facilitated with included LabVIEW drivers and DLLs. System programming is the same with all PI controllers, so controlling a system with a variety of different controllers is possible without difficulty.

Ordering Information

E-712.3CD
Modular Digital Multi-Channel Piezo Controller, 3 Channels, Capacitive Sensors

E-712.3CDA
Modular Digital Multi-Channel Piezo Controller, 3 Channels, Capacitive Sensors, Analog INs and OUTs

E-712.6CD
Modular Digital Multi-Channel Piezo Controller, 6 Channels, Capacitive Sensors

E-712.6CDA
Modular Digital Multi-Channel Piezo Controller, 6 Channels, Capacitive Sensors, Analog INs and OUTs

These models have RS-232, USB and TCP/IP Interfaces.

Further Interfaces are available:

E-711.IA4
Analog Interface Module, 4 I/O for E-712 modular, digital, Controller System

E-711.IP
PIO Interface Module for E-712 modular, digital, Controller System


Ask about custom designs!

Options and Accessories:

E-710.SCN
DDL (Dynamic Digital Linearization) Firmware Upgrade

E-711.i1B
Analog Cable for Analog I/O, BNC Connector, 1.5 m

E-711.i10
Analog Cable for Analog I/O, Solderable End, 1.5 m




Examples of the modular use of one E-712 for a mixed operation of low voltage and medium voltage actuators (120 V or ±250 V). The positioning system has two separate axis systems for the adjusting and actual measurement process in an inspection system.

Technical Data


Model	E 712.3CD	E 712.6CD	E-712.3CM
Function	Modular digital controller for multi-axis piezo nan positioning systems with capacitive sensors	Modular digital controller for multi-axis piezo nan positioning systems with capacitive sensors	Modular digital controller for PicoCube® nan positioning systems with capacitive sensors
Axes	3	6	3
Processor	PC-based, 600 MHz, real-time operating system	PC-based, 600 MHz, real-time operating system	PC-based, 600 MHz, real-time operating system
Sampling rate, servo-control	50 kHz	20 kHz	50 kHz
Sampling rate, sensor	50 kHz	20 kHz	50 kHz
Sensor			
Servo characteristics	P-I, two notch filters	P-I, two notch filters	P-I, two notch filters
Sensor type	Capacitive	Capacitive	Capacitive
Sensor channels	3	6	3
Sensor bandwidth (-3 dB)	10 kHz	10 kHz	10 kHz
Sensor resolution	18 Bit	18 Bit	18 Bit
Ext. synchronization	Yes	Yes	Yes
Amplifier			
Output voltage	-30 V to +135 V	-30 V to +135 V	-250 V to +250 V
Amplifier channels	4	8	4
Peak output power per channel	25 W	25 W	45 W
Average output power per channel	8 W	8 W	15 W
Peak current	250 mA	250 mA	180 mA
Average current per channel	100 mA	100 mA	60 mA
Current limitation	Short-circuit-proof	Short-circuit-proof	Short-circuit-proof
Resolution DAC	20-bit	20-bit	20-bit
Interfaces and operation			
Communication interfaces	Ethernet, USB, RS-232	Ethernet, USB, RS-232	Ethernet, USB, RS-232
Piezo / sensor connector	Sub-D special connector	Sub-D special connector	Sub-D special connector
Analog in/out	optional je 4 x LEMO, ±10 V (E-711.IA4)	optional je 4 x LEMO, ±10 V (E-711.IA4)	optional je 4 x LEMO, ±10 V (E-711.IA4)
Digital in/out	MDR20; 2 x IN, 8 x OUT; TTL	MDR20; 2 x IN, 8 x OUT; TTL	MDR20; 2 x IN, 8 x OUT; TTL
Command set	PI General Command Set (GCS)	PI General Command Set (GCS)	PI General Command Set (GCS)
User software	NanoCapture™, PIMikroMove®	NanoCapture™, PIMikroMove®	NanoCapture™, PIMikroMove®
Software drivers	LabVIEW Drivers, DLLs	LabVIEW Drivers, DLLs	LabVIEW Drivers, DLLs
Supported functionality	Wave gen, trigger I/O	Wave gen, trigger I/O	Wave gen, trigger I/O
Display	LEDs for OnTarget, Err, Power	LEDs for OnTarget, Err, Power	LEDs for OnTarget, Err, Power
Linearization	4th order polynomials, DDL-Option (Dynamic Digital Linearization)	4th order polynomials, DDL-Option (Dynamic Digital Linearization)	4th order polynomials, DDL-Option (Dynamic Digital Linearization)
Miscellaneous			
Operating temperature range	5 to 50 °C	5 to 50 °C	5 to 50 °C
Overtemp protection	Max. 75°C, of the piezo voltage output	Max. 75°C, deactivation of the piezo voltage output	Max. 75°C, deactivation of the piezo voltage output
Mass	5.35 kg	5.78 kg	5.43 kg
Dimensions	9,5" chassis, 236 x 132 x 296 mm + handles (47 mm length)	9,5" chassis, 236 x 132 x 296 mm + handles (47 mm length)	9,5" chassis, 236 x 132 x 296 mm + handles (47 mm length)
Power consumption	100 W max.	100 W max.	100 W max.
Operating voltage	90 to 240 VAC, 50–60 Hz	90 to 240 VAC, 50–60 Hz	90 to 240 VAC, 50–60 Hz

E-712 Basic Modules

Powerful Processor, Fast Digital Interfaces and Cases



E-712 module with fast standard interfaces USB, Ethernet and RS-232



The basic configuration of an E-712 system always includes a chassis (picture) and a rack- or rather an interface module

- **Digital Controller of the Newest Generation:**
600 MHz Processor; up to 50 kHz Servo Update Rate
- **Versions for Conventional Nanopositioning and**
NEXLINE® Piezo Linear Drives
- **Real-Time Operating System for Excellent Trajectory Control**
- **Flexible Interfaces: Ethernet, USB, RS-232**

The modular E-712 digital controller is the platform for the most demanding nanopositioning applications. The basic elements of the modular concept are the casing (E-712.R1 or E-712.R4) and the CPU (E-712.M1 or E-712.N1). Further components are available such as different amplifiers, signal conditioners and additional interfaces from the E-711 range.

How many axes would you like?

For special applications, up to 13 channels can be operated in a 19" chassis (482 mm). Conventional applications with up to 6 axes can be fitted into compact 9.5" (241 mm) casings. The casings are equipped with power supplies to suit the type of drive: The E-712.R1 is designed for conventional nanopositioning with low-voltage actuators with up to 6 axes. The E-712.R4 is designed for up to 3 NEXLINE® drives or PicoCube® AFM scanners.

Adjusting the stepping motion of a drive allows operating

modes from fast stepping or a constant speed mode to the purely analog shear operation. As an alternative to operating one individual drive, the same E-712 controller can also operate nanopositioning systems with three NEXLINE® drives in coordination.

The Hard Core

The E-712 is PC based. Its computing power is designed for processing times by having a servo update rate of up to 50 kHz, for example. In addition, algorithms for linearization, control, to transform coordinates or store trajectory information are carried out in real



Custom design of an E-712 system in a 19" chassis for multi-combined piezo actuators and drives

Ordering Information

For conventional nanopositioning systems with PICMA® low voltage piezo actuating or for PicoCube™

E-712.M1

Digital Computer and Interface Module E-712 with Ethernet Interface, USB, RS-232

E-712.R1

Digital Modular Piezo Controller System, 3 to 6 Channels, 9.5" Chassis with P/S

E-710.SCN

DDL (Dynamic Digital Linearization) Firmware Upgrade

E-712.U1

Advanced Piezo Control Option

E-712.U2

Firmware Upgrade PicoPlane™: Option for Nanometer Precision (convenient hardware required)

E-712.U3

Real-Time System Upgrade for Host PC

For NEXLINE® linear drives:

E-712.N1

Digital NEXLINE® Processor and Interface Module E-712 with Ethernet Interface, USB, RS-232

E-712.R4

Digital Modular Piezo Controller System, 3 to 6 Channels, 9.5" Chassis with Power Supply for ±250 V Piezo Voltage

Ask about custom designs!

time. Even for dynamic applications, the position can thus be achieved with an accuracy of a few nanometers, for example. The varying requirements placed on the motions mean

there is a different computer module for nanopositioning applications with conventional ceramic actuators and NEXLINE® Walk Drives.

Modern Interfaces


The computer module offers USB, RS-232 and a fast Ethernet interface as standard. The system can further be supplemented with an analog interface module or a very fast 32-bit PIO.

Technical Data

Model	E-712.M1	E-712.N1
Function	Digital NanoAutomation processor and interface module with Ethernet Interface, USB Interface, RS-232	Digital NEXLINE® processor and interface module with Ethernet Interface, USB Interface, RS-232
Processor	PC based, 600 MHz, real-time operating system	PC based, 600 MHz, real-time operating system
Sample rate control (max.)	50 kHz	50 kHz
Sample rate sensor (max.)	50 kHz	50 kHz
Sensor characteristics	P-I, two notch filters or advanced piezo control, optional	P-I, two notch filters
Temperature sensor	Yes	Yes
Interfaces and operation		
Communication interfaces	RS-232, USB, Ethernet (FTP, UDP, HTTP, TCP/IP)	RS-232, USB, Ethernet (FTP, UDP, HTTP, TCP/IP)
Digital Input	MDR 20, 2 x IN, TTL	MDR 20, 2 x IN, TTL
Digital Output	MDR 20, 8 x OUT, TTL	MDR 20, 8 x OUT, TTL
Command set	PI General Command Set (GCS)	PI General Command Set (GCS)
User software	PI MikroMove™, NanoCapture™	PI MikroMove™, NanoCapture™
Software drivers	LabVIEW Driver, DLLs	LabVIEW Driver, DLLs
Supported functionality	Wave generator, data recorder, trigger I/O	data recorder, trigger I/O
Display	LEDs for OnTarget, Error, Power	LEDs for OnTarget, Error, Power
Linearization	4th order polynomials, DDL Option (Dynamic Digital Linearization)	4th order polynomials; linearization stepping drive
Miscellaneous		
Operating temperature range	5 to 50 °C	5 to 50 °C
Overtemp protection	max. 75 °C, deactivation of the piezo voltage output	max. 75 °C, deactivation of the piezo voltage output
Dimensions	12 TE 3 HE	12 TE 3HE
Mass	0.52 kg	0.52 kg
Operating voltage	90 to 240 VAC; 50–60 Hz	90 to 240 VAC; 50–60 Hz

E-712 Analog Interface Module

Command and Readout in Real-Time



E-711.IA4 analog interface module


- 4 Analog Inputs
- 4 Analog Outputs
- 20-bit DA-Converter
- 18-bit AD-Converter
- Powerful FPGA
- Smallest Possible Latency
- Integrated Self-Testing

Technical Data

Model	E-711.IA4
Function	Analog Interface Module
Channels	4 In-, 4 Outputs
Resolution Input	18-bit
Resolution Output	16-bit, 20-bit effective
Analog Input	4 LEMO, $\pm 10V$
Analog Output	4 LEMO, $\pm 10V$
Dimensions	4 TE 3 HE
Mass	0.16 kg

E-712 Parallel-I/O Interface Modules

Fast, Digital Command in Real-Time



E-711.IP 32-bit PIO interface

- 32-bit Resolution
- Configured for up to 6 Axis
- 800 ns Read and 1200 ns Write
- Optional Real-Time System

Technical Data

Model	E-711.IP
Function	PIO Interface module
Resolution	32-bit
Communication interfaces	HD-Sub-D 62 connector
Speed of command	500 ns read / 1200 ns write
Supported functionality / software drivers	Optional Linux-based real-time system (E-712.U3)
Dimensions	4 TE 3 HE
Mass	0.15 kg

E-712 Amplifier Modules

High-Power and Low-Noise for Dynamic and Precision


 E-711.AM4 amplifier module with $\pm 250 V$ output voltage for PicoCube™ and NEXLINE®


- Flexible Options for Nanopositioning, PicoCube™ and NEXLINE® Drives
- 4 Channels
- High-Voltage, 8 W per Channel
- Highest Stability, Low Noise
- 20-bit Effective
- Powerful FPGA

Technical Data

Model	E-711.AL4P
Function	High-Power amplifier module, 8 W, -30 bis +135 V
Channels	
Output Voltage min.	-30
Input Voltage max.	135
Peak output power per channel	25
Average output power per channel	8
Peak current per Channel	250
Average current per channel	100
Current limitation	Short-circuit-proof
Resolution DAC	20
Dimensions	8 TE 3 HE
Mass	0.48

E-712 Sensor Modules

High-Resolution and Solid for Capacitive and Incremental Sensors



E-711.SC3H sensor module for capacitive dual-plate sensors with nanometer resolution

- Flexible Choice of Sensor Analysis, depend on Positioning Mechanic
- For capacitive # " Plate Sensors
- Incremental Sensors
- Resolution to the Sub-Nano Region
- Up to 6 Channels

Ordering Information

E-711.SC3H

Module for Capacitive Sensors, 3 Channels, for E-712 modular, digital, Controller System

E-711.OCT

Digital Sensor Signal Transmission, 3 Channels, Capacitive Sensors, for E-712 Digital Controller

E-711.SE3

Module for PISeCa™ Capacitive Single-Electrode Sensors, 3 Channels, for E-712 modular, digital, Controller System

E-711.SA3

Module for incremental Sensors, 3 Channels, for E-712 modular, digital, Controller System

E-711.SA6

Module for incremental Sensors, 6 Channels, for E-712 modular, digital, Controller System

Ask about custom designs!

Technical Data

Model	E-711.SC3H	E-711.OCT	E-711.SE3	E-711.SA3
Function	Modul for capacitive sensors	Module for capacitive sensors with sensor analysis (DST)	Module for capacitive PISeCa™ single-electrode sensors	Module for incremental sensors
Channels	3	3	3	3
Sensor type	capacitive	capacitive	Single-electrode, capacitive	incremental
Sensor bandwidth	10 kHz	10 kHz		
Sensor resolution	18-bit	18-bit	18-bit	16-bit
Sensor communication	Sub-D Special (multi-axis, capacitiv)	Sub-D Special (multi-axis, capacitiv), 10 m cable length between sensor analysis and controller	Sub-D Special (multi-axis, capacitiv)	Sub-D Special
Dimensions	4 TE 3 HE	4 TE 3 HE; Sensor analysis 198.5 x 102.9 x 38.3 mm	4 TE 3 HE	4 TE 3 HE
Mass	0.18 kg	Sensor analysis: 0.65 kg Interfacekarte: 0.15 kg	0.18 kg	0.15 kg